

# Fingerprint Based Exam Hall Authentication

V. Kulkarni Vaishnavi<sup>1</sup>, S. Waghmare Mangita<sup>2</sup>, K. Gund Supriya<sup>3</sup>, B. Shivpuje Dananjay<sup>4</sup>

<sup>1,2,3</sup>Student, Dept. of Electronics & Telecommunication Engg., Karmayogi Engg. College, Shelve, India

<sup>4</sup>Assisant Professor, Dept. of Electronics & Telecommunication Engg., Karmayogi Engg. College, Shelve, India

**Abstract:** This paper presents the development and implementation of the “Fingerprint Based Exam Hall Authentication”. Authentication is the act of providing an assertion, such as the identity of a computer system user. In contact with identification, the act of indicating a person identity. Authentication is the process of verifying that identity. It might involve validating personal identity and also other identity.

For the examination we use the biometric authentication. It is a security process that relies on the unique biological characteristics of an individual to verify that he is who he says he is. Biometric authentication technology compares a biometric data capture to stored confirmed authentic data in a database.

**Keywords:** fingerprint, authentication

## 1. Introduction

Recognition of person on the basis of biometric feature is an emerging phenomenon in our society. Traditional systems to verify a person’s identity are based on knowledge (secret code) or possession (ID card), however codes can be forgotten or overheard and ID cards can be lost or stolen giving impostors the possibility to pass the identity test. The use of features inseparable form of person’s body significantly decrease the possibility of fraud. Furthermore, biometric can offers user convenience in many situations, as it replaces cards, keys and codes. Fingerprint based authentication is one of the beneficial type of biometric technique and also it is considered one of the most practical features. Fingerprints are easily accessible, recognition requires minimal efforts on the part of the users, it does not capture information other than strictly necessary.

In the examination authentication has always been a major challenge verification of the authentic candidate is not an easy task and also it consumes a lot of time and process. This reason to the design of fingerprint based exam hall authentication system, that is designed to enter only users verified by their fingerprint scan and does not allow non verified users. In 19 century formal written examinations become regular in universities, schools and other educational institution. Examination were also increasingly employed for the selection of recruit to all the services and the professions over the ages standard testing has been the most common methodology, yet the validity and credibility of the expanded range of contemporary assessment techniques have been called into question.

An accurate automatic personal identification is becoming more and more important in nowadays to the operation of our

increasingly electronically interconnected information society. Traditional automatic personal identification technology to verify the identity of a person, which use something that you know like personal identification number (PIN) or something like identification card (ID) or key etc... are no longer considered reliable enough to satisfy the security requirements of electronic transactions or differentiate between an authorized person and an imposter who fraudulently acquires the access privilege of the authorized person. Biometric is a technology that uniquely identifies a person based on his physiological or behavioral characteristics. It relies on something that you are to make personal identification and therefore can inherently differentiate between an authorized person and a fraudulent imposter.

The purpose of this project is to use the fingerprint identification to authenticate the identity of an individual and the main aim of this project is to differentiate between an authorized person (student) and an imposter before entering the examination hall.

Here we proposed a fingerprint based exam hall authentication system. The system is designed to allow only users verified by their fingerprint scan and does not allow non verified users. Our system consists of a fingerprint scanner connected to microcontroller circuit. In registration mode the system allows to register user’s information and save their identity with respective ID numbers in the system memory. After registration the person needs to first scan his finger on the scanner. The microcontroller now checks the person’s fingerprint validity. If the fingerprint is authorized by the microcontroller now sends a signal to a motor driver. The motor driver now operates a motor to open a gate. This ensures only authorized users are allowed to enter the examination section and unauthorized users are not allowed to enter without any human intervention.

## 2. Block diagram

**Power supply:** The system need regulated DC power supply to power the components and the power need to be regulated because, this component need stable power supply and at the certain limit.

**Fingerprint module:** Fingerprint scanner uses a light-sensitive microchip to produce a digital image. The working principle of the fingerprint sensor mainly depends on the processing. Fingerprint processing mainly includes two

elements namely enrolment and matching. In fingerprint enrolling, every users requires to place the finger twice. We can store the images in fingerprint module.

**Microcontroller:** in this project microcontroller is used to store the program and through micro controller we can send the signal to the LCD, Buzzer, motor.

**LCD:** It nothing but Liquid crystal display, we use 16\*2 crystal display to show message for users.

**Buzzer:** It is used for indication purpose, when fingerprint is not matched with the stored fingerprint then buzzer sounds.

**Motor:** Here in this project motor is used to open and closing the door, when fingerprint is matched with the registered fingerprint then motor is start and door gets open.

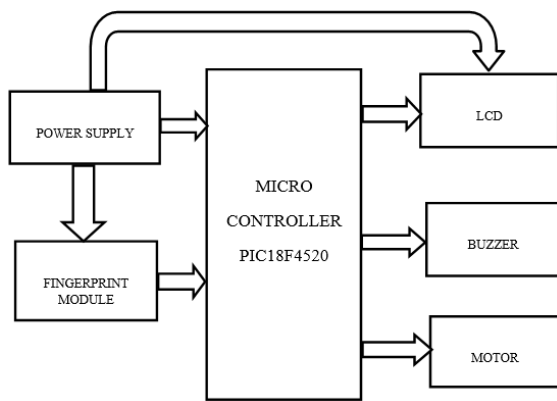


Fig. 1. Block diagram of fingerprint based exam hall authentication

### 3. Working Principle

The working principle of this project is divided into the two stages.

#### 1. Registration mode:

The first step in any biometric system is collection of the biometric being used. The device used to capture the initial sample will vary depending on the type of physical trait being collected. This could be a reader or sensor used to scan a fingerprint, before using the system for the first time for authentication the user must enroll their biometric sample, a number is assigned to him/her using the keypad. The number assigned is automatically stored in the fingerprint module.

#### 2. Verification mode:

In this verification mode the system verifies the student by scanning the fingerprint and compares with the stored fingerprints. If the image is registered, it prints out the individual identification no to confirm eligibility. When a wrong finger is placed on the module, it scans the image, sends to the fingerprint module. This browses through the image in its memory and if nothing is found, it prints out a message stating that the person in question is has no personal details in its memory. A message "NOT REGISTERED" is displayed on the screen.

### 4. Template generation

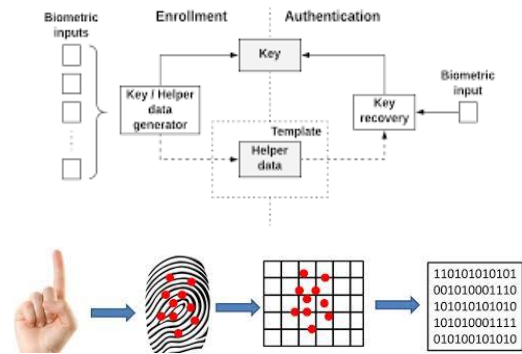


Fig. 2. Fingerprint sensor output

### 5. Circuit diagram

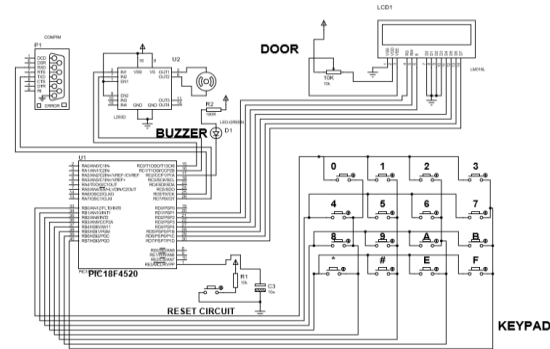


Fig. 3. Circuit diagram of fingerprint based exam hall authentication

#### A. Description of circuit diagram

In the circuit diagram microcontroller (PIC18f4520) has connected with the LCD, buzzer, motor. From the basis of block diagram we connect the serial communication port for interface the fingerprint module. Input is given to the microcontroller by using serial communication transmitter of the serial communication is connected with the receiver of the microcontroller i.e. pin no.26 and receiver of the serial communication is connected with the transmitter of the microcontroller i.e. pin no.25. Buzzer is connected to the pin no.27. LCD is connected to the PORT D by using LCD we can display the message. Keypad is used to select the option add and delete. We can connect the motor driver to the motor and PORT C of the microcontroller.

### 6. Result

The fingerprints of the person who has enrolled and stored fingerprint in the fingerprint module. person put the finger on the fingerprint module sensor, firstly sensor will enroll the finger in the database of the module and stored this result in module and sensor will match this result which is enrolled in this sensor with the help of microcontroller (PIC18f4520) and when it matches the result then microcontroller will give the instruction to turn on the motor and gate will open which is

expected result.

### 7. Conclusion

The fingerprint system was developed in two practical modes; the registration mode and verification mode. The registration mode was designed to scan the fingerprint and ID number which were properly and correctly saved into the database of the system. The authentication mode was designed to confirm the eligibility of candidate for examination.

The system designed works basically on three criteria. These are the image acquisition stage which involves capturing the image (fingerprint) via the R307 fingerprint module. The feature stage is the second stage which involves extracting the important minutiae for the purpose of the matching stage which is the authentication state. The matching stage then tends to compare the template image based on 25% threshold value set

for the operation of the system.

### References

- [1] <https://nevonproject.com>
- [2] <https://www.researchgate.net>
- [3] <https://www.academia.edu>
- [4] <https://projectidea.co.in>
- [5] <https://www.scribd.com>
- [6] Oyediran Mayowa Oyedepo "Development of an examination authentication embedded system based fingerprint approach". International Journal of Computers and Technology, Volume 17 Issue 1.
- [7] Adeolu Afolabi, Oke Alicu "On securing a door with fingerprint biometric technique". TMLAI (Transactions on Machine Learning and Artificial Intelligence), Society for Science and Education United Kingdom.
- [8] Onyan AO, and Enalume KO "Property security using a biometric based door lock system". Journal of Biostatistics and Biometric Applications, Volume 3, Issue 3.
- [9] L. S. Ezema, C. K. A. Joe-Uzuegbu, J. N. Eneh and I. Amanze, "Fingerprint based exam hall authentication system using microcontroller," International Journal of Scientific and Engineering Research, Volume 6, Issue 7, July 2015.